



# THE VOICE OF CONTROL LINE AEROMODELLERS FROM AROUND AUSTRALIA

Number 261

Produced by the Victorian Control Line Advisory Committee



March 2021

## INSIDE THIS ISSUE

Contest Calendars.

Notices.

Danny's Tips.

Letters to the Editor.

Shop Talk.

1st West Wyalong National Championships.

Around the Clubs.

For Sale and Wanted.

### PRODUCTION SPECIFICATIONS

Please send any submissions for publication by CD/memory storage device or use Email.

Contest results should be tab delimited, i.e. use a single tab between each column of results, if submitted by disk or email. This makes formatting much easier on the editor.



## COMING EVENTS



**KMAC** will not have an event calendar as such this year. The club will still operate to the pattern of "last Sunday" in the month being the regular club day, but it will not have any formal contest/events scheduled. The Calendar below is of course dependant on whatever Covid health warnings may be implemented during the year.

## VICTORIAN CONTROL LINE CONTEST CALENDAR 2021

DATE	EVENT	CLUB
Mar 6 - 8	S.A. State Champs.	Monarto S.A.
Mar 14	<b>Combined Speed</b> , Combined Stunt	CLAMF
April 2-5	VMAA State Championships.	CLAMF/KMAC
May 9	<b>Combined Speed</b> , Coreflute Combat.	CLAMF
June 13	<b>Classic FAI</b> , Vintage A, ½ A Combat.	CLAMF
Jul 11	<b>Combined Speed</b> , Classic Stunt.	CLAMF
Aug 8	Carrier Deck, 27 Goodyear.	CLAMF
Aug 9-14	FAI F2 World Championships.	Poland
Sep 12	<b>Combined Speed</b> , Vintage Combat.	CLAMF
Oct 2-4	NSW State Champs. Racing and speed.	Albury
Oct 17	Corflute Combat, F2B & Classic Stunt.	CLAMF
Nov 4	<b>Combined Speed</b> , Warbird Stunt and Nobler Stunt.	CLAMF
Dec 12	Vintage A, Classic B, <b>Classic FAI</b> .	CLAMF

Events will be flown in order of printing. Events in **Bold type** will be flown over hard surface.

**CLAMF** Frankston Flying Field, Old Wells Rd, Seaford (Melway 97J10), GPS -38.086777,145.148009  
10.00am start

Contact :- Secretary, H. Bailey (03) 5941 5978  
Email :- [clamf@ozemail.com.au](mailto:clamf@ozemail.com.au)  
Web site :- <http://clamf.aerosports.net.au>

**KMAC** Stud Rd. Knoxfield  
(opposite Caribbean Gardens) (Melway 72 K9) 10.00am start  
Contact: President:- Reeve Marsh 0405 001 008  
Email:- [knoxmacvic@gmail.com](mailto:knoxmacvic@gmail.com)  
Web site :- <https://sites.google.com/view/knox-model-aircraft-club/home>

**CLAG** has monthly fly-ins at the Moe Race Track every first Sunday of the month.  
Contact :- Reeve Marsh 0405 001 008



## COMING EVENTS



## C.L.A.S. CONTEST CALENDAR 2021

DATE	EVENT	CLUB
Mar 21	F2B Aerobatics.	KMFC
Mar 28	Combined Speed	SSME
Apr 11	Vintage/Classic Fly In.	Doonside
Apr 11	Brendan Farrell Day	KMFC
May 2	Classic Stunt.	SSME
May 23	F2B Aerobatics.	SSME
Jun 12-14	NSW STATE CHAMPIONSHIPS.	
	Aerobatics and Combat .	CLAS
Jul 4	KMFC AGM.	KMFC
Jul 7-14?	MAAA West Wyalong Nationals.	
	Control Line and Free Flight. Details TBA	
Jul 25	F2B Aerobatics.	KMFC
Aug 8	Peacemaker Day.	KMFC
Aug 15	Classic Stunt.	SAT
Aug 29	F2B Aerobatics.	Doonside
Sep 12	Slow and Vintage Combat.	KMFC
Sept 18-19	Classic B Team Racing and Fun Flying.	Rocky Rally
Sept 26	Gordon Burford Day.	KMFC
Oct 2-4	NSW STATE CHAMPIONSHIPS.	
	Racing and Speed	CLAS NSW at Twin Cities Albury
Oct 17	F2B Aerobatics.	SAT
Oct 31	Classic Stunt.	Doonside
Nov 7	Festival of Speed.	KMFC
Nov 14	F2B Aerobatics	SSME
Nov 28	KMFC Christmas Party and Fun Fly.	KMFC.
Dec 5	F2B Aerobatics.	Doonside
KMFC -	(Ku-ring-gai Model Flying Club) - St. Ives Showground, Mona Vale Rd, St. Ives.	
SAT-	(Sydney Aeromodelling Team) - "Duck Pond", Ashford Road, Milperra.	
SSME -	(Sydney Society of Model Engineers) - Model Park, Luddenham Road, Luddenham.	
DOONSID-	Baseball diamond, Whalan Reserve.	

## CLASII IPSWICH QUEENSLAND CALANDER 2021

Apr 10	2.5 Rat, Classic B, Combat Practice.
May 1-2	Qld State Champs, All Combat weekend F2D Combat, Open Combat, Vintage Combat, 2.5 Slow Combat.
Sep 25-26	QLD State Champs, All grass Racing Weekend 2.5 Simple Rat, Vintage A, Classic B, 27 Goodyear, Classic FAI, 21 Bendix.
Nov 6	27 Goodyear, Classic B
Dec 11	Christmas Breakup, Vintage Combat.

# Danny's Tips



I have decided to pass on a few tips and tricks that have been picked up over the years so shall publish them here over the next few months.

Please note, these are techniques that have worked well for me so try them at your own discretion although I hope that somebody finds something of use in these ideas.

\* Danny M-Z \*

## Cleaning engines

To remove baked on castor from engines and mufflers, CLR Oil and Grease Remover <http://clrclean.com.au/products/oil-and-grease-remover/> works great. Just ensure that you obtain the Oil and Grease Remover and not the regular CLR calcium, lime and rust variety.

After closing all the holes on an engine (venturi and exhaust) brush a little over the parts, leave for about 10 minutes and then just wash off the gunk with water. A toothbrush and wooden toothpicks help to clean between fins. Try it on a grungy muffler first to check your technique and time required. (It's also useful to clean oil stains from your garage floor)

Now that all the crapola is removed, if your engine is not shiny enough (maybe you are trying to sell the poor worn out thing) than this works quite well (I purchased some to clean up my tarnished tinnie fishing boat)

<http://www.septone.com.au/product/l/alibrite-1l>

As with the CLR above, close all the holes, brush it on and flush off the residue with water.

It is advised to test cleaning chemicals on an inconspicuous part of the engine prior to use.

Now that your engine is clean and shiny we come to one of my favourite corrosion protectors, Inox MX3

<https://www.inoxmx.com/products/mx3-lubricant/> It works just as well inside the engine and as I fly floatplanes it's very handy when an engine decides to go swimming. Made here in Oz it contains lanolin which is derived from sheep's wool and I have yet to see a rusty sheep. It's also useful in the workshop when drilling, tapping and machining aluminium.

One word of warning, After spraying Inox MX3 into an engine, **do not flick the propeller** to distribute the lubricant as the propellant may ignite and cause the engine to burst into life. It's safer just to turn it over slowly.

### FROM MODEL ENGINES TO ENGINE TESTING EQUIPMENT

by Peter Ellis

A note about one of Australia's early 1950s model engine manufacturers.

As most old, and not so old time modellers will remember, there was a shortage of model engines in Australia post WW2, and the few that were available were often expensive. Also, restrictions of the government of the day on overseas exchange, meant a further restriction on (luxury) model aero engines. A far cry from the enormous range available today.

Because of the shortage of engines in the early 1950s, some people in the wholesale side of the model business approached James Small & Co. to see if model engines could be built here. Enter the Comet 2.50 diesel, essentially a replica of the Elfin 2.49, except that the crankcase was gravity cast whereas the Elfin had a pressure die cast case. Probably between 500 and 1000 were made but, as far as I am aware, no count was kept and the engines were not serial numbered.


I was a one-time employee of the firm, and assembled and factory test ran the engines. Most were equal to the Elfin; a few were down on performance; and the occasional hot example would out-perform the average Elfin 2.49. As the crankcase was gravity cast, it required a certain amount of hand finishing, which is labour intensive. In those days they sold for about £7 to £10; i.e. the best part of a week's wages for most people. When we consider the cost of similar sized engines today, we realise that modern technology has certainly brought the unit cost down, along with an improvement in the quality. Today's modeller is well off.

The firm of James Small & Co. was event-



Comet 250 complete, over thirty years old, made in Australia. Photo from Peter Ellis.

ually sold. The principals opened up business again under the name of Fred Small & Son - Toolmakers. Their business is precision tools, and there is only one other firm in Australia that can match their standards. In their time they have contracted to NASA, and recently they have built machinery for making the piston camtech of the Camira engine. They are toolmakers to the automotive industry and other volume production machines, including testing gauges and such things as complete auto engine test equipment, in which the whole engine is placed within a testing rig and tested for everything. An Australian engineering firm: one of the best in the world; of which we should all be truly proud.



Components of a Comet 250. Note no needle valve, prop nut, con rod or gudgeon pin. Crankcase not drilled for spray bar; crankshaft not machined with ports. Ellis pic.

*I found this in an old issue of Airborne.  
Cheers,  
Maris*

**Editors note:-** I used to work at the Fred Small and Son factory in Park Road, Cheltenham Vic. and whilst there I was never aware of this part of the company's history. Existing examples of these and a 1.5cc version are very rare and further historical information is very limited.



# EVERYTHING VINTAGE HERE

or

*who would want to be young again when you have old toys like this?*



Vintage fliers: Steve Rothwell on electrics, John Dodds on starter, John Nolan on the handle.

Vintage model: George Fong's Hell Razor from 1949.

Vintage engine: OS .29 from 1960.

Photograph: Karl Mattas using black and white film in a large format single lens reflex camera.

KMFC November 2020



Hi Harry

On reading Robin's article on line rake in ACLN 260 (!!), I was reminded of an error in the plan of Paul Turner's "Road Runner" which can be downloaded off the web.

This version shows the bellcrank mounted in the fuselage behind the tank. A long way back from the lead-out guides: bit of a worry.

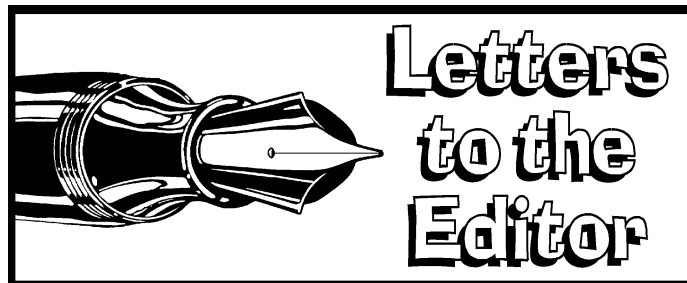
In fact, the bellcrank should be mounted in the port wing, inboard of the tank, with the pivot being supported by the main spars plus upper and lower plates. If anything, the lead-out guides should be slightly forward of the bellcrank pivot, to ease the line tension.

The pushrod then is bent in a dog leg, like a big Z-bend, entering the fuselage through a slot behind the tank, in front of the flap horn. The pushrod needs to be thick, at least 12 gauge, to provide adequate stiffness.


One should step back smartly on take-off to avoid the model coming in on the lines.

Robin is right about the stainless steel lines being too weak. A "Roadrunner" can easily come in at 32oz with 140cc metal tank, rather horrifying by today's standards.

Cheers Supercool (AKA Stuart Sherlock)



3rd January 2021



Hi Harry,

Please see attached catalogue for AA Models in Italy.

Perhaps you could put a note in ACLN to share this source of control line materials. They give good service and have asked me to distribute their catalogue to friends etc. and I thought ACLN may be a way to do that.

Thank-you and Regards, Mark Dillon

**Editors note:-**

**Thanks for that Mark. That looks like a great source of F2D and other combat equipment.**

**It is not possible to insert the whole catalogue in the newsletter but I will attach it to the emailed PDF version to those that receive the newsletter by email.**



## Catalogue 2021

**Last edition with several new articles**

- Page 2 Engine accessories
- Page 3 Engine accessories
- Page 4 Engine accessories, Propellers & Various accessories
- Page 5 Models, Carrying
- Page 6 Lighting, Models accessories
- Page 7 Covering, Lines and materials
- Page 8 Fueling
- Page 9 Forc Engines and spare parts
- Page 10 Bearings, Engine accessories

Most of the articles are available at stock and are delivered in a few days, some items not at stock may need a longer delivery time.

Payment is upfront the delivery  
PayPal, Western Union, Payoneer are accepted  
Payment instructions will be provided separately  
Delivery cost are charged according the weight, dimension of the parcel and country of destination.  
Price can change without notice.



Stay tuned with us at [aaamodells@gmail.com](mailto:aaamodells@gmail.com)

New articles will be added  
Do not hesitate to contact AA Models  
for items that are not included  
or for your personal requests





**VMAA VICTORIAN CONTROL LINE STATE CHAMPIONSHIPS April 2nd – April 5th 2021  
PROGRAM AND ENTRY FORM**

Date	<b>CLAMF Aerosports</b> 104R Old Wells Road Seaford 3198 VIC (Melway 97 J10)	<b>KMAC</b> Stud Road Knoxfield 3180 VIC (opposite Caribbean Gardens) (Melway 72 K9)
<b>Fri 2nd</b>	*F2C Rd 1 & 2 (start 11:00 am) Classic FAI T/R (start 1:00 pm) F2A Rd 1 & 2 (start 3:00 pm)	
<b>Sat 3rd</b>	*F2C Rd 3 & 4 & Final (start 8:30am) F2A Speed Rd 3 & 4 Vintage Stunt (start 10:00am) Junior Rat Race Combined Speed (hard & grass) Vintage A Team Race	
<b>Sun 4th</b>	Closed	*F2B Aerobatics (Two rounds) (start 9:00am) *Vintage Combat (start 9:00am) F2D Combat Classic Stunt (start 1:00pm)
<b>Mon 5th</b>	*27 Goodyear (start 9:00am) Goodyear Half A Combat	Closed

*\*Events to be run, in the order for each day at nominated time.*

*The Hearn's Trophy will be awarded to the highest placed Victorian in F2B Aerobatics.*

*The Monty Tyrell trophy will be awarded to the highest placed Victorian in Classic Stunt.*

**ENTRY FEES: -**

\$10.00 per Senior      \$20.00 per Senior Team  
\$ 5.00 per Junior      \$10.00 per Junior Team  
\$15.00 per Junior/Senior Team  
\$ 5.00 per each additional class in Combined Speed

**Make Cheques/Money Orders payable to C.L.A.C.**

Send funds to: P.O. Box 298. SEAFORD, VIC 3198  
Bank Transfer to **BSB: 063-249 A/C No: 1004 5655**  
Please identify your name for recipient's statement.

**By March 27th, 2021**

**NOTE: - "A minimum of 5 entries for each event must be received for that event to be run."**

NB. Interstate Entries can be phoned through on (03) 9786 8153 before 27<sup>th</sup> March 2021.

**X in box to left of event.**

**TEAM MEMBERS NAME**

<input type="checkbox"/> F2B AEROBATICS	<input type="checkbox"/> F2C TEAM RACE	_____
<input type="checkbox"/> CLASSIC STUNT	<input type="checkbox"/> VINTAGE A TEAM RACE	_____
<input type="checkbox"/> VINTAGE STUNT	<input type="checkbox"/> JUNIOR RAT RACE	_____
<input type="checkbox"/>	<input type="checkbox"/> 27 DIESEL GOODYEAR	_____
<input type="checkbox"/> F2A SPEED	<input type="checkbox"/> GOODYEAR TEAM RACE	_____
<input type="checkbox"/> COMBINED SPEED	<input type="checkbox"/>	_____
<input type="checkbox"/> F2D COMBAT	<input type="checkbox"/> CLASSIC FAI TEAM RACE	_____
<input type="checkbox"/> HALF A COMBAT	<input type="checkbox"/>	_____
<input type="checkbox"/> VINTAGE COMBAT	<input type="checkbox"/>	_____

COMBINED SPEED      ☐ CL1    ☐ CL2    ☐ CL3    ☐ CL4    ☐ CL5    ☐ PROTO    ☐ JET

ENTRANT: - \_\_\_\_\_ AUS NO. :- \_\_\_\_\_

EMAIL:- \_\_\_\_\_

PHONE NO: - \_\_\_\_\_ DATE OF BIRTH (if Junior):- \_\_\_\_\_

___ (no.) Junior entries	@ \$ 5. 00	= \$ _____	___ (no.) Senior entries	@ \$10.00	= \$ _____
___ (no.) Jnr Team entries	@ \$10.00	= \$ _____	___ (no.) Snr Team entries	@ \$20.00	= \$ _____
___ (no.) Jnr/Snr Team entries	@ \$15.00	= \$ _____	___ (no.) Extra speed class	@ \$5.00	= \$ _____

ENCLOSED \$ \_\_\_\_\_





# 2021 FAI F2 WORLD CHAMPIONSHIPS for CONTROL LINE MODEL AIRCRAFT for Seniors and Juniors

August 9th - 14th, 2021 Włocławek POLAND



Wow. 3 Australians named as officials. Congrats Rob Fitzgerald, Joan McIntyre & Kevin Dodd.

AERO CLUB of WLOCLAWEK (Local Organizer) and AERO CLUB of POLAND (NAC) warmly invite all NAC's Teams to participate in the 2021 FAI F2 WORLD CHAMPIONSHIPS for CONTROL LINE MODEL AIRCRAFT for Seniors and Juniors Włocławek POLAND.

New date for FAI F2 World Championships – CIAM confirmed  
CIAM Bureau approved the new date for 2021 FAI F2 World Championships for Control Line Model Aircraft for Seniors and Juniors. New date for World Championships is: 09 – 14.08.2021. New date for "Warsaw World Cup" in classes: F2A, F2B, F2C & F2D is: 06 – 07.08.2021.







# ANNEX A

Activity & Date	Social Events	Stadium FF/RC indoor	CL Aerobatic McAllister	CL Speed AB Handstand	CL Combat and Racing Perseverance	FF AB Field	SAMs AB Field	EOT AB Field	FSJ, FSB AB Field
Wed 7 July			Demo Fun Fly/try day/Prac	Practice	Practice	Practice & fun fly every day - see CD each day	Practice	Practice	
Thur 8 July			9am-4pm F2B Rd 1 AEROBATICS Adv and Exp	9am-1pm Combined/Jet Speed 1pm Junior 2 Sec Rat	10am-5pm F2d	FAA 7 am - 10 am OPEN RUBBER 8 am - 12	Practice	Practice	
Fri 9 July			9am-4pm F2B Rd 2 AEROBATICS Adv & Exp	9am-1pm F2C T/RACE Heats 1&2 1pm Classic FAI T/R	8am-5pm 1/2A Combat	P30, F11, Vintage Rubber Vintage Glider	9am-1pm 2cc Duration 1pm-5pm Standard Duration	EOT events Timings per organiser	
Sat 10 July	7.00 PM Country Lamb Roast dinner, wine and Camp fire		9am-4pm F2B Rd 3 AEROBATICS Adv & Exp	11am-2pm F2C T/Race Heats 3&4 F2C Finals 2pm F2F T/Race	8am-10.30am Slow Combat 2.5 Vintage A T/R	8am-2pm F1B, Open Power Fly off 4.30 pm 6.00-7.00pm Night Scramble 7.00 PM Country BBQ	9.30am-10am Sporty/Cabin SCRAMBLE 1pm-5pm Vintage Glider	EOT Events timings per organiser	FSJ Practice in conjunction with EOT
Sun 11 July	6pm-9pm swap meet at indoor stadium	9am-2pm Practice fun fly Peanut / Open scale static. 2pm-6pm Peanut / Open scale comp	9am-4pm F2B Rd 4 AEROBATICS Adv & Exp	11.30am-5pm Open R/ Race, SNR 2 Sec R/Race	9am-11am CLASSIC B Team racing	8am-9am Day Scramble 9 am - 12.30 pm Combined HLG, CLG & DLG 9am - 2 pm E36	9am-1pm Gordon Burford 1pm-5pm Texaco	Reserve	FSJ
Mon 12 April		10pm-3pm Practice fun fly. 3pm-9pm HLG & CLG, Hanger Rat & Hanger Rat Scramble	Classic Stunt	9am-11am Round 1&2 F2A SPEED GOODYEAR.	TBA		9am-1pm Gordon Burford 1pm-5pm Texaco		FSJ
Tue 13 April			Vintage Stunt	9am-11am Round 3&4 F2A SPEED 11am GOODYEAR 27sec/10 laps	8am-5pm OPEN COMBAT	8am-2pm 1960's Coupe Vintage power	1pm-5pm Nostalgia		FSB
Wed 14 April			F4B	Reserve Day	8am - 5 pm VINTAGE COMBAT	F11, F16, OZ Diesel	9am-10pm 38 Antique. Afternoon reserved for any cancelled event		FSB





## 1st West Wyalong National Championships

West Wyalong - 7 July to 14 July 2021

### Pilot Entry

Surname
Street Address
Home Phone

First Name
Town/City
Mobile Phone

FAI Number
Post Code
Email Address

### Team Member Entry

Event

Team Member Name

Team Member FAI Number

RADIO CONTROL	
<input type="checkbox"/>	Gordon Burford
<input type="checkbox"/>	Old Timer Texaco
<input type="checkbox"/>	Old Timer 1/2A Texaco
<input type="checkbox"/>	Nostalgia
<input type="checkbox"/>	38 AirBugs
<input type="checkbox"/>	Sport Cabin Scramble
<input type="checkbox"/>	3cc Duration
<input type="checkbox"/>	Standard Duration
<input type="checkbox"/>	Duration
<input type="checkbox"/>	Old Timer Glider
<input type="checkbox"/>	Electric Old Timer - 1/2 A
<input type="checkbox"/>	Electric Old Timer - Texaco
<input type="checkbox"/>	Electric Old Timer - Height Limited
<input type="checkbox"/>	Electric Old Timer - Vintage Glider
<input type="checkbox"/>	Electric Old Timer - Duration
<input type="checkbox"/>	FSJ
<input type="checkbox"/>	FSB
<input type="checkbox"/>	Small RC Indoor Flying

CONTROL LINE	
<input type="checkbox"/>	FAI Speed
<input type="checkbox"/>	Combined Speeds Jet
<input type="checkbox"/>	FBI Aerobatics Exp.
<input type="checkbox"/>	FBI Aerobatics Adv.
<input type="checkbox"/>	FBI Combat
<input type="checkbox"/>	Open Combat
<input type="checkbox"/>	Vintage Combat
<input type="checkbox"/>	Slow Combat
<input type="checkbox"/>	1/2 A Combat
<input type="checkbox"/>	F2C Team Race T
<input type="checkbox"/>	F2F Team Race T
<input type="checkbox"/>	Goodyear T
<input type="checkbox"/>	20/10 Goodyear T
<input type="checkbox"/>	Open Rat Race T
<input type="checkbox"/>	2.5cc Rat Race T
<input type="checkbox"/>	INR 2.5cc Rat Race T
<input type="checkbox"/>	Vintage A T/Race T
<input type="checkbox"/>	Classic B Team Race T
<input type="checkbox"/>	Classic FAI T/Race T
<input type="checkbox"/>	FAI Scale
<input type="checkbox"/>	Vintage Stunt
<input type="checkbox"/>	Classic Stunt

FREE FLIGHT - Outdoor	
<input type="checkbox"/>	FLA Glider
<input type="checkbox"/>	FBI Wakefield
<input type="checkbox"/>	F2C Power
<input type="checkbox"/>	F2G Coupe
<input type="checkbox"/>	FBI Glider
<input type="checkbox"/>	FBI 1/2A Power
<input type="checkbox"/>	Open Power
<input type="checkbox"/>	Open Rubber
<input type="checkbox"/>	E 16
<input type="checkbox"/>	Day Scramble
<input type="checkbox"/>	Night Scramble
<input type="checkbox"/>	Combined HLG, CLG, DLG
<input type="checkbox"/>	P 30 Rubber
<input type="checkbox"/>	Vintage Rubber
<input type="checkbox"/>	Vintage Power
<input type="checkbox"/>	Vintage Glider
<input type="checkbox"/>	1960's Coupe
<input type="checkbox"/>	OT Diesel
<input type="checkbox"/>	FAI Scale

NEW CATEGORY
NON COMPETITION Sport / Fun Fly
Admin Fee \$50 Only - No Event fee!

FREE FLIGHT - INDOOR	
<input type="checkbox"/>	Open Rubber Scale
<input type="checkbox"/>	Peanut Scale
<input type="checkbox"/>	Indoor HLG
<input type="checkbox"/>	Indoor CLG
<input type="checkbox"/>	Hangar Rat & Hangar Rat Scramble

Note : Entry to any event means you will be a friend of WW till 30/6/2022. This entitles you to use A.B. Field when arranged in advance with NSWFFS Exec

**GET YOUR ENTRY IN EARLY**  
Closing Date for Entries is 25 May 2021 - we will accept a **LATE FEE of \$50** for any late entries.

**EFT Details -**  
A/C Name - NSWFFS Inc 1st WW Nationals  
BSB - 062 336  
A/C # - 1040 9062  
Ref - FAI Number + first three letters of your surname

**Cheque Details**  
Cheque Payee - "NSWFFS Inc 1st WW Nationals"  
Postal address for Entries and/or Cheques is ;  
Roy Summersby, 112 The Esplanade, Umina, NSW 2257

**Payment Method (Indicate via tick or cross in box)**

<input type="checkbox"/>	Electronic Funds Transfer or
<input type="checkbox"/>	Cheque

**STATEMENT OF AGREEMENT:-** I agree to abide by all rules laid down by the Association. I agree to compete in a Sportsman like manner & will also make myself available to assist with the running of the 1st West Wyalong Nationals if I am asked to

Signed: \_\_\_\_\_  
PILOT /TEAM ENTRY FORM

### Fee Calculator

Events	Qty	\$ Each	Total	Max Fee
Admin - ALL Entrants	1	\$50	\$50	\$50
Late Fee		\$50		\$50
Senior Events		\$15		\$50
Junior Events		\$2		\$50
Team Member		\$5		\$20
Fun Fly only		\$0	\$0	\$0
Metal Badges		\$5		
Decals		\$3		
Lamb Roast Dinner		\$20		
TOTAL				

# For Sale

For Sale.

38μ (micron) Mylar laminating film (heat activated adhesive).

Suitable for C/L combat models, great for F/F models.

Even better with tissue doped over it for a 'vintage look'

This is very close to the 'Oz Cover' that was sold by Saturn Hobbies many years ago.

1m x 5m \$20 + postage at cost.

[feraldoghunter@gmail.com](mailto:feraldoghunter@gmail.com)

Danny Mz mob # 0477224751

**Speed pans** for sale. 2cc size (\$25) and 21 size. (\$30)

Also small amount of Nelson type T/R pans. (\$25)

All pans in the "as cast" state. Not finished.

Andrew Nugent. [andrew.n5@bigpond.com](mailto:andrew.n5@bigpond.com)

I am clearing out my shed and have complete models, ARF models, kits and engines for sale. Too many to mention here. They are mostly Stunt related.

All the relevant information can be found here:-

<https://sites.google.com/view/steves-stuff/home>

Regards Steve Vallve

## MACCA'S MACHINING & MILLING SERVICES

Tank Valves

Filler Bottle Valves

Shaft Extensions

Engine Plates

Venturis and threaded inserts and general machining.

Phone 07 3288 9263

Mobile 0402 295 370

The views and opinions expressed in ACLN do not necessarily reflect those of the Editor or Committees of Clubs or of the members of the Club represented in ACLN but are those of the respective authors.

Any comments, queries or complaints with respect to any article in this publication should be addressed to the author of the article.

The Editor and Committee of Clubs accept no responsibility or liability for any loss or damage incurred or suffered by anyone as a result of this publication or in reliance upon or as a result of acting upon anything contained in this publication.

## Taipan propellers in the following sizes available:

Flexible white nylon 7x6 \$2.20 each.

Small number of black (Glass Filled)

7x4 & 7x6 left @ \$2.50 each

9x6 Black GF \$3.00 each

10x4 Black GF \$3.50 each

10x6 Black GF \$3.50 each

+ letter post or parcel post rates depending on size, weight & quantity ordered.

## Pure, first pressing Castor Oil:

**Note:** New price increase below due to a 20% price increase from my supplier effective 1/12/19

2.5 litre \$35 +3 kg satchel Auspost price

4.0 litre \$50 +5 kg satchel Auspost price

4.9 litre \$60 +5 kg satchel Auspost price

Pick up only 5lt castor oil price is \$60

Above prices inclusive of new container cost

## Premixed Diesel fuel in new 500 ml & 1 lt steel containers \$22 & \$35 respectively

**I cannot post diesel fuel (i.e. dangerous goods) unless you can arrange with your own courier**

PayPal "gift payments" accepted

Bank EFT deposits accepted.

Cash accepted.

PH Ken 0433 797 058 [combtkid@hotmail.com](mailto:combtkid@hotmail.com)

As some of you already know I have taken over the manufacturing of CL props for Supercool props.

Email me for any enquiries / orders

F2C , GY, Speed , Free Flight & other props available.

Contact Ian Thompson

[iandthompson@msn.com](mailto:iandthompson@msn.com) mobile 0451085325

Be considerate with phone calls. I am in WA & there is a time difference from Eastern States.

U.S. Hard rock maple bearer wood, precision cut and machine sanded.

Cost \$4.50 each plus postage. All lengths 12"

Sizes: 3/8"x3/8"

3/8"x1/2"

1/2"x1/2"

Also, I now have a stock of 3/16" sq. and 1/4"sq rock maple spars.

All spars are precision sanded with 150 grit. \$4 each plus postage.

## TCA Italian glow plugs in Australia.

I have for sale a large range of TCA glow plugs.

TCA supply Luca Grossi the current F2A European champion.

There are std type 1/4x32 thread, Nelson style tapered seat with flat coils and the "turbo style" tapered seat.

Italian made TCA Nelson type combat plugs arrived for those that might be interested, \$8 each plus postage.

email: [ah Heath296@gmail.com](mailto:ah Heath296@gmail.com)



I can now produce wings and tailplanes that are shaped on a Computer Numerically Controlled (CNC) router and can be any planform and shaped with any section although I have my favourites. The finish and accuracy of these products has to be seen to be believed.

They have laminated leading edge and reinforced front panel on the outboard wing for catching.

Internal control grooves and bellcrank assembly are also part of the package. They are ready for glassing as supplied. A shut-off actuator can be supplied as part of bellcrank assembly if required.

I can also supply spruce for leading/trailing edge etc. cut to any section size.

I can be contacted via Facebook or

Mobile 0404205562

Ray Harvey

### A.C.L.N. ADVERTISING

For the newer readers, we point out that "private" (personal) ads are free to subscribers, and "commercial" ads are \$20 per quarter page, or \$5 for business card size. Commercial Advertisers can receive a free business card size ad for submitting original articles of interest to A.C.L.N. readers.

Copy or artwork for ads should be sent to the editor, cheques to the treasurer (M. Wilson P.O. Box 298 Seaford, Vic. 3198) If you want to save a stamp, I can forward on any cheques sent with ads, but please make them payable to "Control Line Advisory Committee"

# WANTED

I am chasing a Gillott Rossi, MK2 or MK3 for Goodyear T/R, not worried about condition as long as it is complete.

Email me at [weapon61@yahoo.com.au](mailto:weapon61@yahoo.com.au)

Cheers Neil Baker

Wanted.

ST46 needle valve assembly and a tongue muffler or standard muffler.

Kim Laughton Mob Tel:- 0403 327 311

[wightsmodelaircraft.com.au](http://wightsmodelaircraft.com.au)

Over 300 products in stock.

**Wights**  
**Model**  
**Aircraft**

New  
Website



New  
Shopping  
Cart

Control Line - Accessories; Bellcranks; Connectors & Leadouts; Covering Material; Engines; Flying Lines;  
- Fuel Items; Fuel Tanks; Glow Plugs; Handles; Kits; Propellers; Rib Sets;  
- Timers & Programmers; Wheels & Landing Gear.

Free Flight - Timers & Programmers.

Cox Engines - Surestart & Bee Engines; Glow Heads; Tanks; Gaskets; Props; Mounts; Parts & Accessories.

### Send your articles for publication to Newsletter Editor

Harry Bailey.  
3 Bailey Place  
Pakenham 3810  
Victoria  
Email:-

[hbbailey@optusnet.com.au](mailto:hbbailey@optusnet.com.au)

### SUBSCRIPTION APPLICATION ARE YOU BORROWING?

If you have just finished reading somebody else's copy of Australian Control Line Newsletter, why not get in now and order your own copy?

For Australia and New Zealand the cost is \$35 Aus and other countries \$50Aus.

For this amount you will receive eleven issues of this newsletter and be up to date on Control Line both in Australia and elsewhere.

There is also an additional option to have it sent to you by email if you desire.

Annual email only subscriptions are \$15 per year.

You can order from:

M.WILSON  
P.O. BOX 298  
SEAFORD  
VICTORIA 3198 AUSTRALIA

NAME \_\_\_\_\_

ADDRESS \_\_\_\_\_

POSTCODE \_\_\_\_\_

TELEPHONE \_\_\_\_\_

EMAIL \_\_\_\_\_

AUSTRALIAN CONTROL LINE NEWS

If undeliverable return to:-

**M. Wilson**

**P.O Box 298**

**Seaford 3198**

**Vic**

**SURFACE  
MAIL**